



Commercial Landscaping Products



Diamond Straight



Diamond Beveled




Diamond Step



Diamond Cap



12" 1/2 High Solid



From highways to fairways to waterways to driveways, R. W. Sidley offers innovative retaining wall solutions that are built to last. As a licensed manufacturer of Anchor Wall, all of our retaining wall products are manufactured using the highest quality materials including quartz sand which illuminates your project and provides long lasting durability.

All of our retaining wall products are designed for ease of installation. For those difficult projects, our industry leading technical support staff will assist in the development of the design criteria required.

Our consistent, non-fading color palette allows you to mix and match, allowing you to offer the perfect design to any commercial or residential building, from the ground up.



Retaining Wall Color Guide



Casement




Ivory



Tan



Natural



Charcoal

Manufactured by R. W. Sidley, Inc., Painesville, Ohio 44077, 800-536-9343, www.rwsidley.com
 Color samples shown in our brochure are as accurate as photography and the printing process will allow. Final color selection should be made from actual samples.

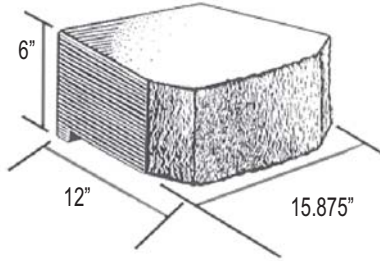
SPECIFICATIONS

GENERAL INFORMATION

Compressive strength 4000 psi min.
 Absorption rate 7.0% max.
 Material composition High quality
 zero slump concrete Quartz Sand
 & Aggregate

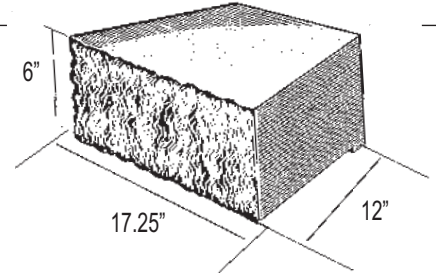
DIAMOND BEVELED UNIT

Approximate Dimensions 6"x15.875"x12"*
 Approximate Weight 68 lbs.**
 Coverage 68 sq. ft.
 Set Back 1 1/8"
 Pieces Per Pallet 36



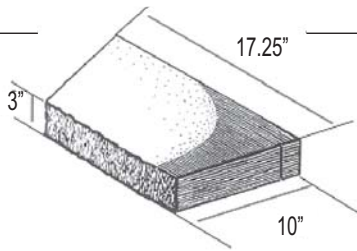
DIAMOND STRAIGHT UNIT

Approximate Dimensions 6"x17.25"x12"*
 Approximate Weight 72 lbs.**
 Coverage 72 sq. ft.
 Set Back 1 1/8"
 Pieces Per Pallet 36



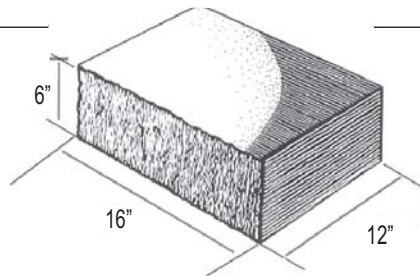
DIAMOND CAP UNIT (OPTIONAL)

Approximate Dimensions 3"x17.25"x10"*
 Approximate Weight 32 lbs.**
 Pieces Per Pallet 96



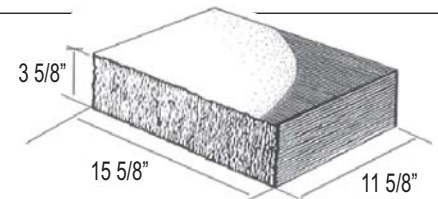
DIAMOND STEP UNIT (OPTIONAL)

Approximate Dimensions 6"x16"x12"*
 Approximate Weight 85 lbs.**
 Pieces Per Pallet 40



12" 1/2 HIGH SOLID

Approximate Dimensions 3 5/8"x16"x12"*
 Approximate Weight 51 lbs.**



*Dimensions may vary by +/- 1/16" (+/- 15mm)

**Weight may vary slightly by region. Specifications may vary or change without notice.

ANCHOR DIAMOND WALL - BEVELED UNITS

UNITS REQUIRED PER SQUARE FOOT OF WALL SURFACE AREA

HEIGHT (FT)	1	1.5	2	2.5	3	3.5	4	4.5	5	5.5	6	6.5	7	7.5	8
5	7	11	15	19	22	26	30	34	37	41	45	49	52	56	60
10	15	22	30	37	45	52	60	67	75	82	90	97	104	112	119
15	22	34	45	56	67	78	90	101	112	123	134	146	157	168	179
20	30	45	60	75	90	104	119	134	149	164	179	194	209	224	239
25	37	56	75	93	112	131	149	168	187	205	224	243	261	280	299
30	45	67	90	112	134	157	179	201	224	246	269	291	313	336	358
35	52	78	104	131	157	183	209	235	261	287	313	340	366	392	418
40	60	90	119	149	179	209	239	269	299	328	358	388	418	448	478
45	67	101	134	168	201	235	269	302	336	369	403	437	470	504	537
50	75	112	149	187	224	261	299	336	373	410	448	485	522	560	597
55	82	123	164	205	246	287	328	369	410	451	493	534	575	616	657
60	90	134	179	224	269	313	358	403	448	493	537	582	627	672	716
65	97	146	194	243	291	340	388	437	485	534	582	631	679	728	776
70	104	157	209	261	313	366	418	470	522	575	627	679	731	784	836
75	112	168	224	280	336	392	448	504	560	616	672	728	784	840	896
80	119	179	239	299	358	418	478	537	597	657	716	776	836	896	955
90	134	201	269	336	403	470	537	604	672	739	806	873	940	1007	1075
100	149	224	299	373	448	522	597	672	746	821	896	970	1045	1119	1194
125	187	280	373	466	560	653	746	840	933	1026	1119	1213	1306	1399	1493
150	224	336	448	560	672	784	896	1007	1119	1231	1343	1455	1567	1679	1791
175	261	392	522	653	784	914	1045	1175	1306	1437	1567	1698	1828	1959	2090
200	299	448	597	746	896	1045	1194	1343	1493	1642	1791	1940	2090	2239	2388
300	448	672	896	1119	1343	1567	1791	2015	2239	2463	2687	2910	3134	3358	3582

ANCHOR DIAMOND WALL - STRAIGHT UNITS

UNITS REQUIRED PER SQUARE FOOT OF WALL SURFACE AREA

HEIGHT (FT)	1	1.5	2	2.5	3	3.5	4	4.5	5	5.5	6	6.5	7	7.5	8
5	7	10	14	17	21	24	28	31	35	38	42	45	49	52	56
10	14	21	28	35	42	49	56	63	69	76	83	90	97	104	111
15	21	31	42	52	63	73	83	94	104	115	125	135	146	156	167
20	28	42	56	69	83	97	111	125	139	153	167	181	194	208	222
25	35	52	69	87	104	122	139	156	174	191	208	226	243	260	278
30	42	63	83	104	125	146	167	188	208	229	250	271	292	313	333
35	49	73	97	122	146	170	194	219	243	267	292	316	340	365	389
40	56	83	111	139	167	194	222	250	278	306	333	361	389	417	444
45	63	94	125	156	188	219	250	281	313	344	375	406	438	469	500
50	69	104	139	174	208	243	278	313	347	382	417	451	486	521	556
55	76	115	153	191	229	267	306	344	382	420	458	497	535	573	611
60	83	125	167	208	250	292	333	375	417	458	500	542	583	625	667
65	90	135	181	226	271	316	361	406	451	497	542	587	632	677	722
70	97	146	194	243	292	340	389	438	486	535	583	632	681	729	778
75	104	156	208	260	313	365	417	469	521	573	625	677	729	781	833
80	111	167	222	278	333	389	444	500	556	611	667	722	778	833	889
90	125	188	250	313	375	438	500	563	625	688	750	813	875	938	1000
100	139	208	278	347	417	486	556	625	694	764	833	903	972	1042	1111
125	174	260	347	434	521	608	694	781	868	955	1042	1128	1215	1302	1389
150	208	313	417	521	625	729	833	938	1042	1146	1250	1354	1458	1563	1667
175	243	365	486	608	729	851	972	1094	1215	1337	1458	1580	1701	1823	1944
200	278	417	556	694	833	972	1111	1250	1389	1528	1667	1806	1944	2083	2222
300	417	625	833	1042	1250	1458	1667	1875	2083	2292	2500	2708	2917	3125	3333